DocuSign Envelope ID: 8019B0D8-4B68-4DBE-A6A6-0401956FACB6

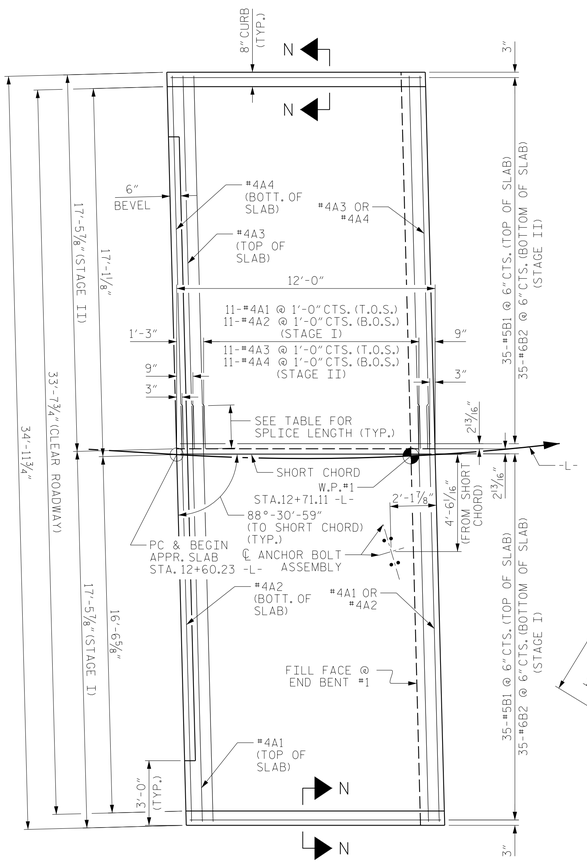

PLAN @ END BENT #1

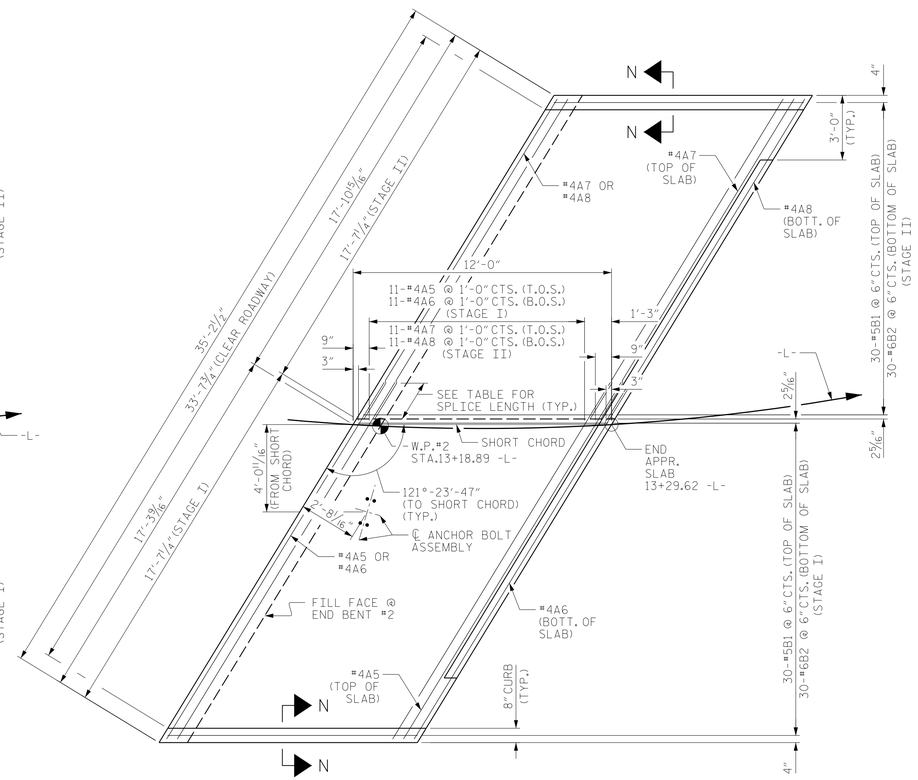

PLAN @ END BENT #2

NOTES

FOR BRIDGE APPROACH FILL INCLUDING GEOTEXTILE, 4"Ø DRAINAGE PIPE, AND SELECT MATERIAL BACKFILL, SEE ROADWAY PLANS.

GEOTEXTILE SHALL BE TYPE 1 IN ACCORDANCE WITH THE STANDARD SPECIFICATIONS SECTION 1056.

SELECT MATERIAL BACKFILL (CLASS V OR CLASS VI) SHALL BE IN ACCORDANCE WITH STANDARD SPECIFICATIONS SECTION 1016.

SELECT MATERIAL BACKFILL IS TO BE CONTINUOUS ALONG FILL FACE OF BACKWALL FROM OUTSIDE EDGE TO OUTSIDE EDGE OF APPROACH SLAB.

AREA BETWEEN THE WINGWALL AND APPROACH SLAB SHALL BE GRADED TO DRAIN THE WATER AWAY FROM THE FILL FACE OF THE BRIDGE AND SHALL BE PAVED. SEE ROADWAY PLANS.

FOR THE 4"Ø DRAINAGE PIPE OUTLET(S), SEE ROADWAY STANDARD DRAWINGS.

APPROACH SLAB GROOVING IS NOT REQUIRED.

FOR ANCHOR ASSEMBLY NOTES, SEE "3'-0"X 1'-9" PRESTRESSED CONCRETE SLAB UNIT DETAILS."

T.O.S. = TOP OF SLAB

B.O.S. = BOTTOM OF SLAB

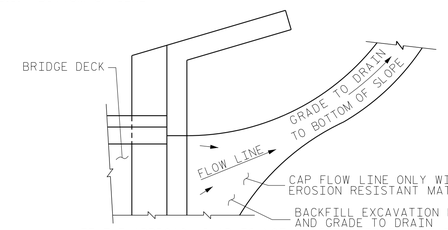

NOTE: IF THE APPROACH SLAB IS NOT CONSTRUCTED IMMEDIATELY AFTER THE BACKFILLING OF THE END BENT EXCAVATION, GRADE TO DRAIN TO THE BOTTOM OF THE SLOPE AND PROVIDE EROSION RESISTANT MATERIAL, SUCH AS FIBERGLASS ROVING OR AS DIRECTED BY THE ENGINEER TO PREVENT SOIL EROSION AND TO PROTECT THE AREA ADJACENT TO THE STRUCTURE. THE CONTRACTOR WILL BE REQUIRED TO REMOVE THESE MATERIALS PRIOR TO CONSTRUCTION OF THE APPROACH SLAB.

TEMPORARY DRAINAGE DETAIL

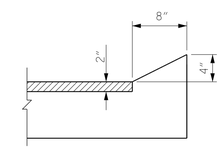

SECTION N-N

CURB DETAILS

BILL OF MATERIAL

STAGE I

APPROACH SLAB AT EB #1

BAR	NO.	SIZE	TYPE	LENGTH	WEIGHT
* A1	13	#4	STR	19'-4"	168
A2	13	#4	STR	19'-1"	166
* B1	35	#5	STR	11'-2"	408
B2	35	#6	STR	11'-8"	613

REINFORCING STEEL 779 LBS.
* EPOXY COATED REINFORCING STEEL 576 LBS.
CLASS AA CONCRETE C. Y. 9.9

APPROACH SLAB AT EB #2

BAR	NO.	SIZE	TYPE	LENGTH	WEIGHT
* A5	13	#4	STR	19'-5"	169
A6	13	#4	STR	19'-2"	166
* B1	35	#5	STR	11'-2"	408
B2	35	#6	STR	11'-8"	613

REINFORCING STEEL 779 LBS.
* EPOXY COATED REINFORCING STEEL 577 LBS.
CLASS AA CONCRETE C. Y. 9.9

STAGE II

APPROACH SLAB AT EB #1

BAR	NO.	SIZE	TYPE	LENGTH	WEIGHT
* A3	13	#4	STR	17'-3"	150
A4	13	#4	STR	17'-3"	150
* B1	30	#5	STR	11'-2"	349
B2	30	#6	STR	11'-8"	526

REINFORCING STEEL 676 LBS.
* EPOXY COATED REINFORCING STEEL 499 LBS.
CLASS AA CONCRETE C. Y. 9.9

APPROACH SLAB AT EB #2

BAR	NO.	SIZE	TYPE	LENGTH	WEIGHT
* A7	13	#4	STR	17'-5"	151
A8	13	#4	STR	17'-5"	151
* B1	30	#5	STR	11'-2"	349
B2	30	#6	STR	11'-8"	526

REINFORCING STEEL 677 LBS.
* EPOXY COATED REINFORCING STEEL 500 LBS.
CLASS AA CONCRETE C. Y. 9.9

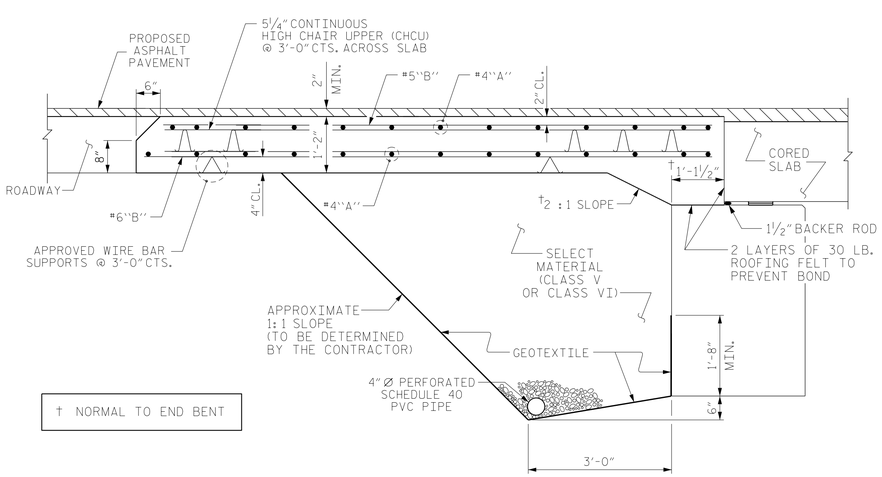

† NORMAL TO END BENT

SECTION THRU SLAB

(TYPE II - MODIFIED APPROACH FILL)

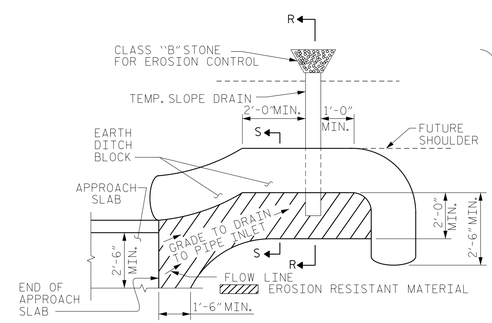

NOTE: IMMEDIATELY AFTER THE CONSTRUCTION OF THE APPROACH SLAB, THE CONTRACTOR SHALL PROVIDE TEMPORARY BERM AND SLOPE DRAIN. CONTRACTOR SHALL GRADE TO PIPE INLET AND PROVIDE EROSION RESISTANT MATERIAL AS SHOWN. THE EROSION RESISTANT MATERIAL SHALL BE EITHER 1) ASPHALT PLANT MIX, TYPE 1 OR TYPE 2, MIN. 2" DEPTH, 2) EROSION CONTROL MAT, OR 3) CONCRETE, AS DIRECTED BY THE ENGINEER. THE SLOPE DRAIN SHALL CONSIST OF A NON-PERFORATED TEMPORARY DRAINAGE PIPE, 12 INCHES IN DIAMETER.

PLAN VIEW

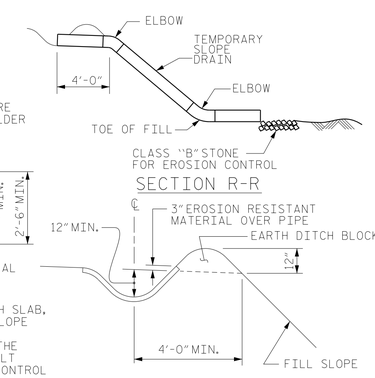

SECTION S-S

TEMPORARY BERM AND SLOPE DRAIN DETAILS

(TO BE USED WHEN SHOULDER BERM GUTTER IS REQUIRED)

SPLICE LENGTHS		
BAR SIZE	EPOXY COATED	UNCOATED
#4	1'-11"	1'-7"
#5	2'-5"	2'-0"
#6	3'-7"	2'-5"

PROJECT NO. 17BP.14.R.175
HAYWOOD COUNTY
STATION: 12+95.00 -L-

DRAWN BY : MAL DATE : 12/2016
CHECKED BY : TLC DATE : 02/2017
DESIGN ENGINEER OF RECORD: MAL DATE : 02/2017

DOCUMENT NOT CONSIDERED FINAL UNLESS ALL SIGNATURES COMPLETED

NORTH CAROLINA PROFESSIONAL SEAL 043835 ENGINEER MARC A. LEBLANC
12/23/2020

RS&H
RS&H Architects-Engineers-Planners, Inc.
8521 Six Forks Road, Suite 400
Raleigh, NC 27615
919-926-4100 FAX 919-846-9080
www.rsandh.com
North Carolina License Nos. 50073 * F-0493 * C-28

STATE OF NORTH CAROLINA
DEPARTMENT OF TRANSPORTATION
RALEIGH

BRIDGE APPROACH SLAB
FOR PRESTRESSED CONCRETE
CORED SLAB UNIT
(SUB-REGIONAL TIER)

REVISIONS						SHEET NO.
NO.	BY:	DATE:	NO.	BY:	DATE:	S-22
1			3			TOTAL SHEETS
2			4			22

12/8/2020
X:\P\1030014001_Div 14 Bridges_2016\1030014002_R.175 430215\Design\Structures\Working DGN\401_039_17BP.14.R.175_B215_SMU_AS20_S-20.dgn
LynnT